PRODUCT NUMBER

95609–XXXLF

PLATING

RoHS COMPATIBLE, SEE NOTE 6

TOTAL NB OF POSITIONS, 08 TO 34

0 = 0.20µm Au/GXT
1 = 0.76µm Au/GXT
3 = 0.38µm Au/GXT
5 = 0.38µm GXT
6 = 0.76µm GXT

1.27µm Ni MIN UNDERPLATING

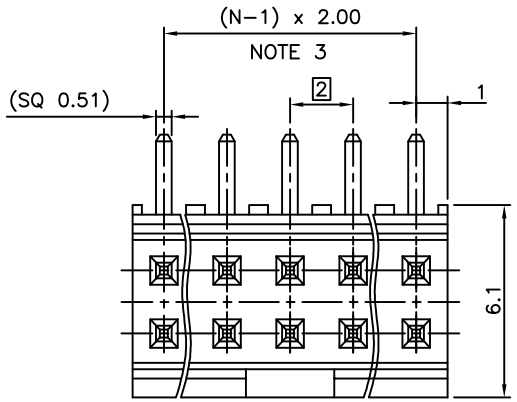

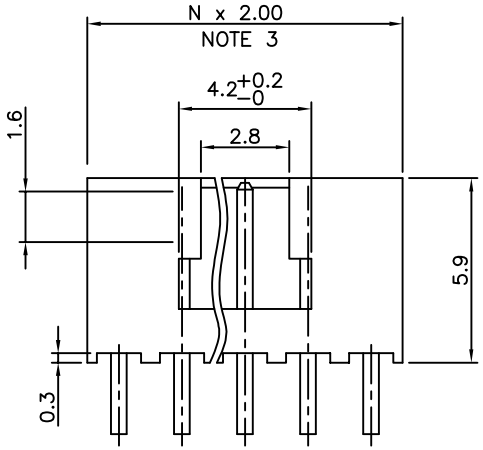

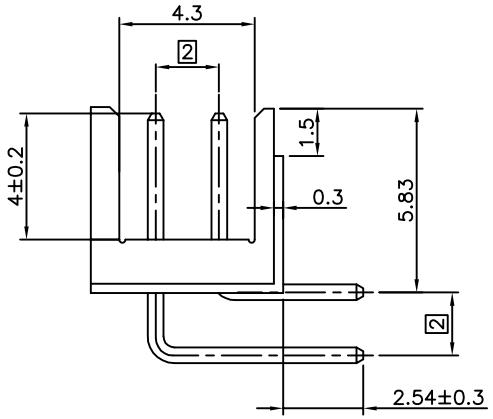

NOTES:

1. MATERIAL HOUSING: HIGH TEMP. THERMOPLASTIC UL 94V–0, COLOR CREAM
2. MATERIAL TERMINAL: COPPER ALLOY
3. TO DETERMINE DIMENSIONS: N = NUMBER OF POSITIONS PER ROW
4. 7N MIN. PIN RETENTION IN EITHER DIRECTION.
5. STANDARD PACKAGING IN POLYBAGS.
6. RoHS COMPATIBLE PRODUCT SPECIFICATIONS

   a – MANUFACTURING PROCESS COMPATIBILITY
   – THE HOUSING WILL WITHSTAND EXPOSURE TO 260°C ±5°C SOLDER BATH TEMPERATURE FOR 5 SECONDS IN A WAVE SOLDER APPLICATION WITH A 1.6mm MIN THICK CIRCUIT BOARD.

   b – LABELLING:
   – MEETS PACKAGING SPECS AS PER GS–14–920

   c – THIS PRODUCT MEETS EUROPEAN DIRECTIVES AND OTHER COUNTRY REGULATIONS AS DISCRIBED IN GS–47–0004

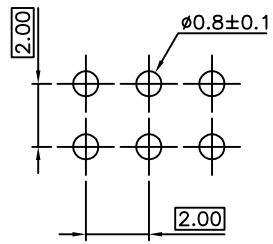

RECOMMENDED HOLE PATTERN

mat'l. code				surface	tolerance	projection	product family
SEE NOTES				ISO 1302	ISO 406 ISO 1101		MINITEK HEADER
ltr	ecn no	dr	date	tolerances unless otherwise specified			title
C	F05–0128	LMU	05.02.21	angles	linear .X ±0.3	mm	SHR HEADER
D	F06–0210	LMU	06.07.04		.XX ±0.13		2.00mm TMT R/A
E	F08–0145	ELA	15.04.08	±2°	.XXX ±0.05	scale 7:1	
F	B–19190	LMU	14.10.24	dr	L.MULIN	02.06.19	dwg no 95609 — sheet 1 of 1 — size A3
G	F–21746	AMA	15.08.21	engr	J.COMPAGNON	02.06.19	
				chr			
				appd	JMC	02.06.19	type CUSTOMER Drawing
sheet index	revision sheet						

form: A3

PDS: Rev :G STATUS:Released Printed: Sep 08, 2015

FCIconnect.com
Copyright FCI
Downloaded from Arrow.com.